




# Electric Heaters with Switch

Description	Code	
300 W complete with two 1/2" T and one 1/2" plug (34 cm)	ANRES300WDI	
400 W complete with two 1/2" T and one 1/2" plug (40,5 cm)	ANRES400WDI	
700 W complete with two 1/2" T and one 1/2" plug (54 cm)	ANRES700WDI	
1000 W complete with two 1/2" T and one 1/2" plug (70 cm)	ANRES1000WDI	

# Electric Heaters with Electronic Control

Description	Code	
300 W complete with two 1/2" T and one 1/2" plug (35 cm), white	ANRE03009SP 01	
400 W complete with two 1/2" T and one 1/2" plug (42 cm), white	ANRE04009SP 01	
700 W complete with two 1/2" T and one 1/2" plug (54 cm), white	ANRE07009SP 01	
1000 W complete with two 1/2" T and one 1/2" plug (71 cm), white	ANRE10009SP 01	
300 W complete with two 1/2" T and one 1/2" plug (35 cm), chrome plated	ANRE03009SP 50	
400 W complete with two 1/2" T and one 1/2" plug (42 cm), chrome plated	ANRE04009SP 50	
700 W complete with two 1/2" T and one 1/2" plug (54 cm), chrome plated	ANRE07009SP 50	
1000 W complete with two 1/2" T and one 1/2" plug (71 cm), chrome plated	ANRE10009SP 50	

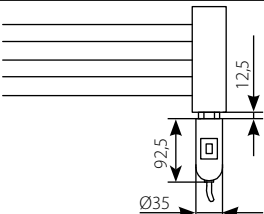
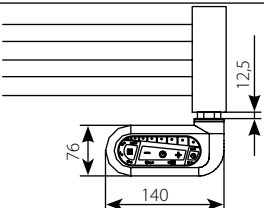
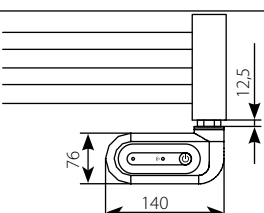
# Electric Heaters with Wireless Electronic Control

Description	Code	
300 W complete with two 1/2" T and one 1/2" plug (35 cm), white	ANRE0300RSP 01	
400 W complete with two 1/2" T and one 1/2" plug (42 cm), white	ANRE0400RSP 01	
700 W complete with two 1/2" T and one 1/2" plug (54 cm), white	ANRE0700RSP 01	
1000 W complete with two 1/2" T and one 1/2" plug (71 cm), white	ANRE1000RSP 01	
300 W complete with two 1/2" T and one 1/2" plug (35 cm), chrome plated	ANRE0300RSP 50	
400 W complete with two 1/2" T and one 1/2" plug (42 cm), chrome plated	ANRE0400RSP 50	
700 W complete with two 1/2" T and one 1/2" plug (54 cm), chrome plated	ANRE0700RSP 50	
1000 W complete with two 1/2" T and one 1/2" plug (71 cm), chrome plated	ANRE1000RSP 50	

## 3-way unions for inserting the electric heaters

Description	Code	
1/2" white, 3-way T - union	ATRACTFMF 01	
1/2" chromium plated, 3-way T - union	ATRACTFMF 50	

## Technical specifications Electric Heaters

	<b>ELECTRICAL HEATER WITH SWITCH</b>  Heater with inbuilt thermostat, 230 V, 1 ph, 50 Hz with earth clamp, Class I insulation, IP54 protection index. Allows the radiators to be used independent of the water system. Available powers: 300, 400, 700 and 1000 Watt. Adaptable to the various models. 2 1/2" T-unions and 1 1/2" plug are available, used according to the type of bathroom radiator connection to install the heater vertically. Complete with 1200 mm long electricity cable and schuko plug.
	<b>ELECTRICAL HEATER WITH FASTCOM QUICK CONNECT ELECTRONIC CONTROL</b>  Heater with inbuilt 70°C maximum water temperature thermostat, 230V, 1 ph, 50 Hz, Class II insulation, IP 44 protection index, and ambient temperature electronic control thermostat with full power functions for 2 hours maximum, on/off switch and child safety lock. Available powers: 300, 400, 700 and 1000 Watt. 2 1/2" T-unions and 1 1/2" plug are available, used according to the type of bathroom radiator connection to install the heater vertically. Complete with 1200 mm long electricity cable and schuko plug. Electronic components are available in Standard White (cod. 01) and Polished Chromium Plate (cod. 50).
	<b>ELECTRIC HEATER WITH WIRELESS ELECTRONIC CONTROL</b>  Wireless digital electronic control featuring weekly program. 433 MHz function frequency. ITCS (Intelligent Temperature Control System) function to ensure the exact temperature at the set time. The heater is supplied complete with an approx. 1200 mm long cable and schuko plug. Available powers: 300, 400, 700 and 1000 Watt. 2 1/2" T-unions and 1 1/2" plug are available, used according to the type of bathroom radiator connection to install the heater vertically. Complete with 1200 mm long electricity cable and schuko plug. Electronic components are available in Standard White (cod. 01) and Polished Chromium Plate (cod. 50).